

FORTY ONE



Moody DS41

Top-level sailing.
ONE-level living.

 Moody®

LIVING ON

ONE

LEVEL
& LUXURIOUS
COMFORT



As pioneering as ever: the new Moody DS41

Established in 1827, Moody continues to write history when it comes to genuine deck saloon yachts. With the new Moody DS41, the philosophy of “living on one level” is being brought to life like never before – without compromise. The elegant deck house, with its 360-degree panoramic view thanks to full glass walls, offers highly exclusive living comfort – an oasis in all kind of weather. Glass lets the inside and outside come together in harmony and conveys a feeling of comfort across a wide open space. In a single move, the glass element to the cockpit virtually disappears – thanks to the innovative PATIO PUSH & SLIDING DOOR. This is another amazing design element which is both elegant and space-saving. Walls virtually disappear, leaving a barrier-free and open space on a single level. Light and air infuse the room.

The new Moody DS41 – a masterpiece of modern yacht engineering and craftsmanship.



Luxurious comfort across two levels! In the saloon – directly across from the modern pantry – is where the spacious saloon table offers space for up to four persons. The navigation table serves as the helm at the same time, and plenty of storage space can be found within the floor. Below deck, the exclusive owner's cabin features a large, three-door wardrobe and a bathroom en-suite, windows in the hull and deck allow for lots of natural light. The guest cabin can also have its own bathroom if you like.



PERFECT

CONTROL

EASY HANDLING &

Performance and comfort
perfectly combined

- | 83 m² sail area, high rig, sporty L-shaped keel – the best conditions for enormous speeds
- | Furling mast with double forestay and self-tacking jib
- | All sheets, halyards and tensioners are hidden and lead directly to the helm at the aft
- | Tunnel bow thruster, controlled via joystick
- | Electrical winches, easily operated from the helm

Everything on the Moody DS41 follows a clear philosophy so you can confidently perform manoeuvres with ease while enjoying longer tours on the high seas or coastal cruising. Whatever you need on board – our designers have thought of it.



Ergonomic helm station



Double forestay



Integrated self-tacking jib



SAFETY

& SEAWORTHINESS



Ready to sail

- | An original Moody invention: the walk-around deck with high, all-round freeboard – for more safety for crew members of all ages
- | Large protected cockpit
- | Solid stainless steel railing that is larger than the required standards
- | Extra-strong safety glass throughout the entire deck construction
- | Nautical linear galley

Each detail of the Moody DS41 deck saloon yacht has been intelligently thought through to support you at sea. For instance, the hand railings, which have been integrated into the roof design. This truly unique feature enables you to move safely while sailing.



A further design element is the exceptionally large window in the owner's cabin, situated at the bow. Together with the equally extra-large hull windows, a lot of natural daylight enters the exclusive owner's cabin.



QUALITY

HANDCRAFTED
& HIGH-TECH



41 feet of the highest elegance

- | Highly modern, light and clear interior design, developed by one of the world's leading yacht design studios
- | Handcrafted furniture with elaborate, refined surfaces
- | Carefully selected leather, crafted with precision and pride
- | Individual furnishing options make each yacht unique

Thanks to nearly 200 years of experience in the development, design and construction of excellent sailing yachts, Moody has know-how like no other. Our highly skilled staff combine cutting-edge technology with traditional craftsmanship, resulting in yachts which are one of a kind. Impeccable technology. Flawless construction. At all time.



CABIN CONCEPTS

LOA 12.52 m | 41'1"

LWL 11.42 m | 37'6"

Beam 4.20 m | 13'9"

Draft 1.85 m | 6'1"

Displacement approx. 15.70 t | 34,612 lbs

Ballast approx. 3.13 t | 6,900 lbs

Engine approx. Diesel 42 kW / 57 hp (standard)
approx. Diesel 59 kW / 80 hp (option)

Fresh water 475 l | 125 gal

Fuel tank 210 l | 55 gal

CE Certificate A - 12

Mast length above WL 19.90 m | 65'3"

Main approx. 45.00 m² | 484 sq ft

Jib approx. 38.00 m² | 409 sq ft

Total sail area approx. 83.00 m² | 893 sq ft

Rig I 16.8 m | 55'1"

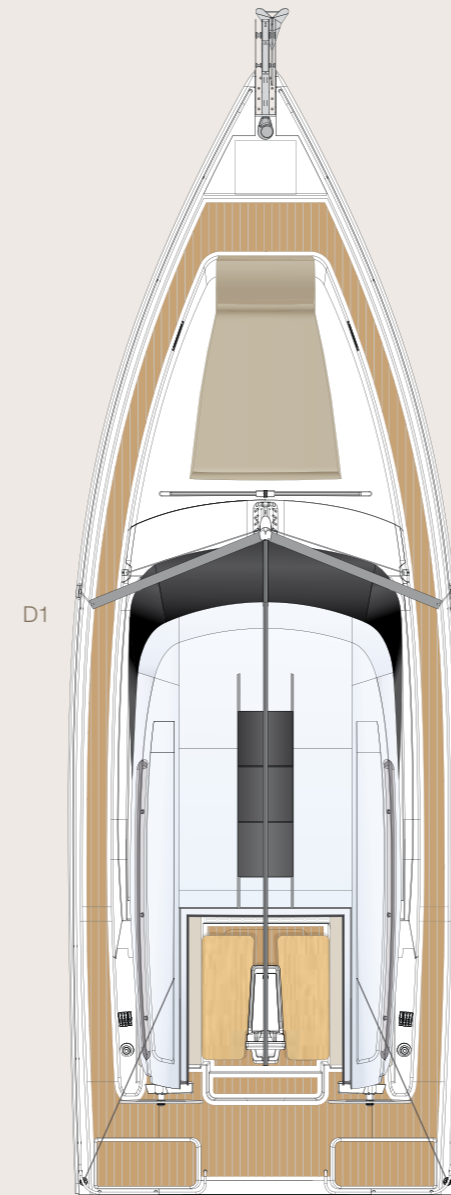
J 4.7 m | 15'5"

P 16.2 m | 53'2"

E 5.5 m | 18'1"

Design Dixon Yacht Design

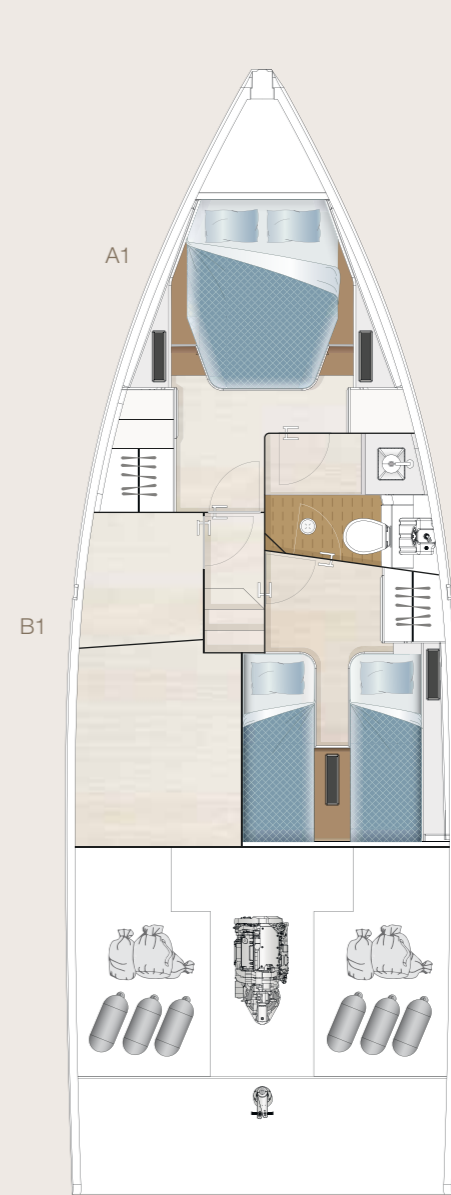
Interior Hanse Design Team



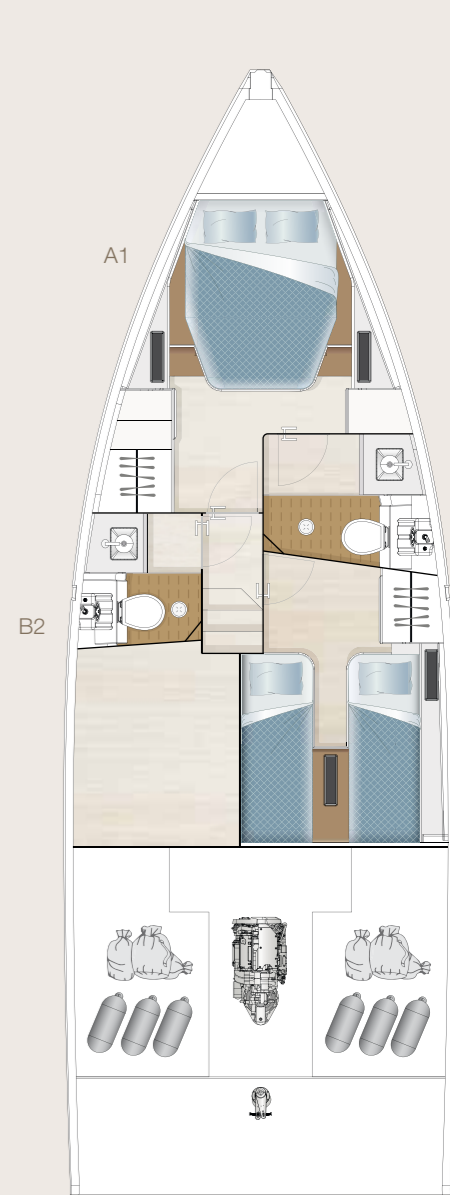
standard
Main deck



standard
One-level-living
with galley up



standard
Large owners cabin with
extra stowage on port side



option
with spacious guest bath

Moody
Ladebower Chaussee 11
D-17493 Greifswald
www.moodyboats.com

