

# THE NEW NIMBUS 11 SERIES


OUR LEGACY EVOLVED



**NIMBUS**

# THE NEW NIMBUS 11 SERIES


MORE OF EVERYTHING



**NIMBUS W11**  
SPRING 2020



**NIMBUS T11**  
SPRING 2019



**NIMBUS C11**  
AUTUMN 2019

The next generation of boats in the Nimbus model range line-up. The 11 series consists of three purpose built models for specific uses - Tender, Commuter and Weekender. The boats are faster, larger and more exclusive versions of the recently launched 9 series. T11 for all types of daily activities, transportation, water sports and fun. C11 for transportation all year round and W11 for weekend, day trips and social activities.



# THE NEW TENDER 11

SPRING 2019



WORLD PREMIERE AT BOOT DÜSSELDORF



## T11 SPECIFICATION\*

Length**	12,40 m / 40' 7"
Width	3,46 m / 11' 4"
Weight	5600 kg / 12345 lbs
Draught	0,9 m / 3'
Height***	3,75 m / 12' 3"
Fuel Capacity	850 l / 224,5 US gal
Water Capacity	135 l / 36 US gal
Black water tank	80 l / 21 US gal
Design Category	B/11
Number of beds	4
Speed	+40 knots
Refrigerator Capacity****	70+70+85 l 2,47+2,47+3 cu/ft

### Engine Alternatives


Mercury Outboard	3x300/2x300/350/400 hp
Volvo Penta V8 Petrol Catalyst	2X430 hp
Volvo Penta D4 Diesel	2x300 hp
Volvo Penta D6 Diesel	2x400 hp

\* Preliminary specifications \*\* Without engine \*\*\* Height above waterline including mast \*\*\*\* Maximum refrigerator capacity (option)



## QUICK FACTS

- Completely new 11 meter air lubricated stepped hull design
- Low planing threshold and razor sharp bow section
- Built for speed, exceptional seaworthiness and handling
- Speed characteristics +40 knots
- Sidewalk- and walkaround design
- Large social areas in cockpit and on aft deck with flexible seating arrangements
- Large outdoor galley (T11/W11), indoor galley (C11)
- Dashboard can be fitted with double 12 inch plotters
- Available with T-top and multiple canopy solutions
- Double bed in front cabin with separate head and shower
- Mid cabin with double bed
- Sunbed (option)
- Solarpanels (option)
- Joy stick steering (option)
- Gyroscopic stabilization (option)
- Diesel generator and air conditioner (option)





# THE NEW WEEKENDER 11

SPRING 2020



## W11 SPECIFICATION\*

Length**	12,40 m / 40' 7"
Width	3,46 m / 11' 4"
Weight	5600 kg / 12345 lbs
Draught	0,9 m / 3'
Height	tba
Fuel Capacity	850 l / 224,5 US gal
Water Capacity	135 l / 36 US gal
Black water tank	80 l / 21 US gal
Design Category	B/11
Number of beds	4
Speed	+40 knots
Refrigerator Capacity***	70+70+85 l 2,47+2,47+3 cu/ft
<b>Engine Alternatives</b>	
Mercury Outboard	3x300/2x300/350/400 hp
Volvo Penta V8 Petrol Catalyst	2X430 hp
Volvo Penta D4 Diesel	2x300 hp
Volvo Penta D6 Diesel	2x400 hp

\* Preliminary specifications \*\* Without engine \*\*\* Maximum refrigerator capacity (option)



## C11 SPECIFICATION\*

Length**	12,40 m / 40' 7"
Width	3,46 m / 11' 4"
Weight	5600 kg / 12345 lbs
Draught	0,9 m / 3'
Height	tba
Fuel Capacity	850 l / 224,5 US gal
Water Capacity	135 l / 36 US gal
Black water tank	80 l / 21 US gal
Design Category	B/11
Number of beds	4 + (2)
Speed	+40 knots
Refrigerator Capacity***	70+85 l 2,47+3 cu/ft

### Engine Alternatives

Mercury Outboard	3x300/2x300/350/400 hp
Volvo Penta V8 Petrol Catalyst	2X430 hp
Volvo Penta D4 Diesel	2x300 hp
Volvo Penta D6 Diesel	2x400 hp

\* Preliminary specifications \*\* Without engine \*\*\* Maximum refrigerator capacity (option)



# THE NEW COMMUTER 11

AUTUMN 2019



# THE NEW NIMBUS 11 SERIES

ESTIMATED TIMELINE



The new Nimbus Series is a brand new series with three hull lengths 8, 9 and 11 meters. There are three different versions adapted for specific uses – Weekender for weekend, day trips and social activities, Tender for all types of daily activities, transportation, water sports and fun. Commuter for transportation all year round.

FOR INFORMATION FIND YOUR CLOSEST DEALER AT [WWW.NIMBUS.SE](http://WWW.NIMBUS.SE)